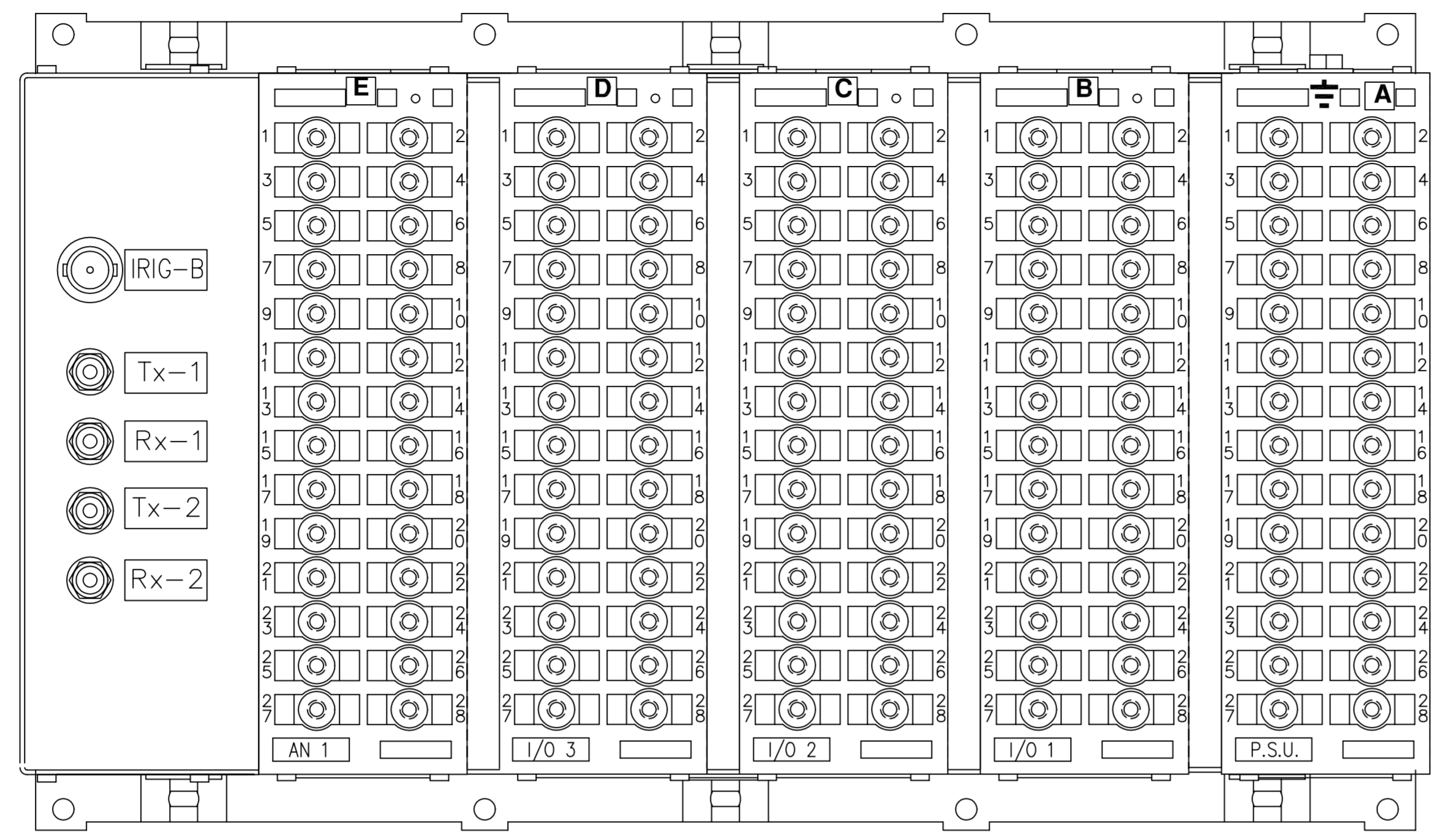
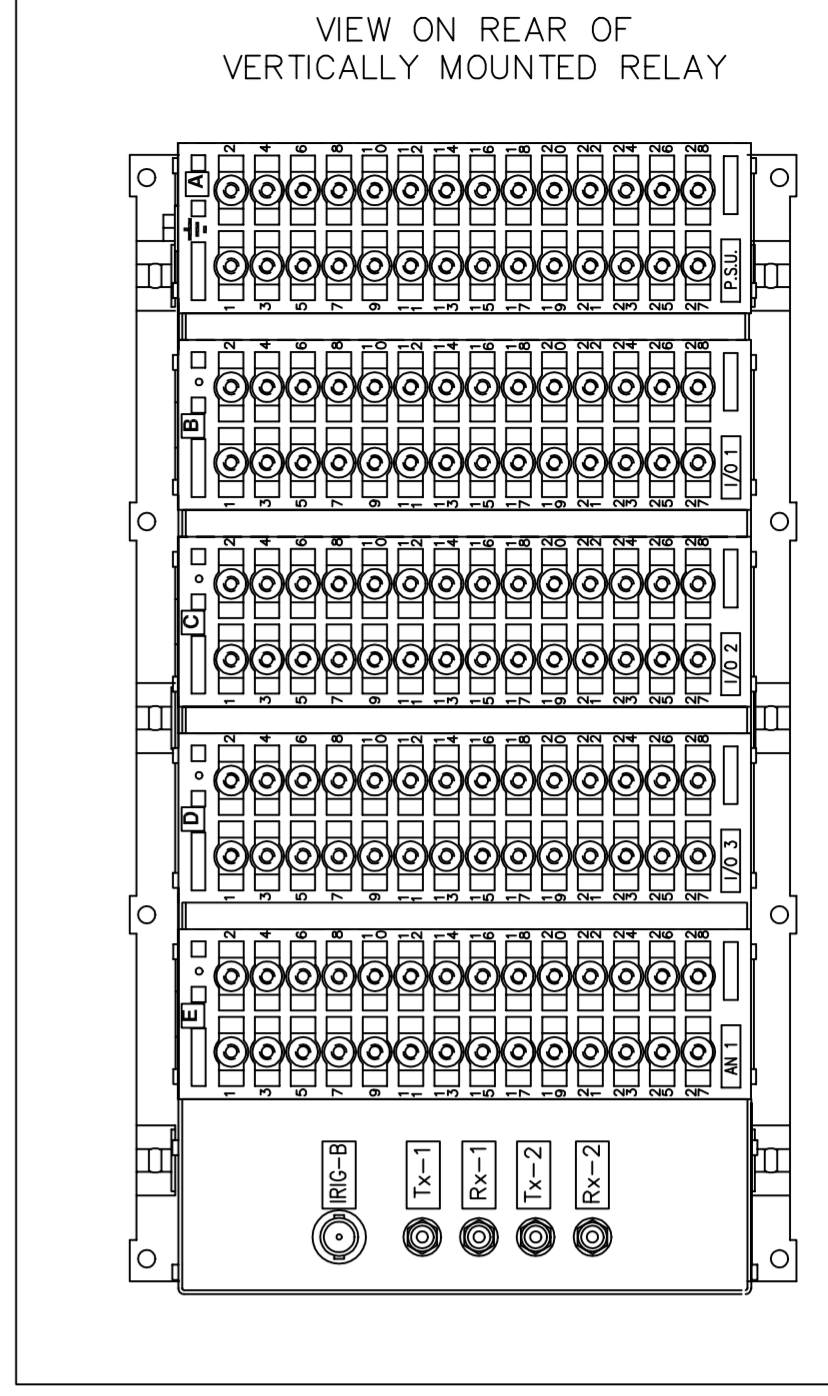


IF IN DOUBT ASK
DO NOT SCALE

A
B
C
D
E
F
G
H
J
K



RELAY VIEWED FROM REAR

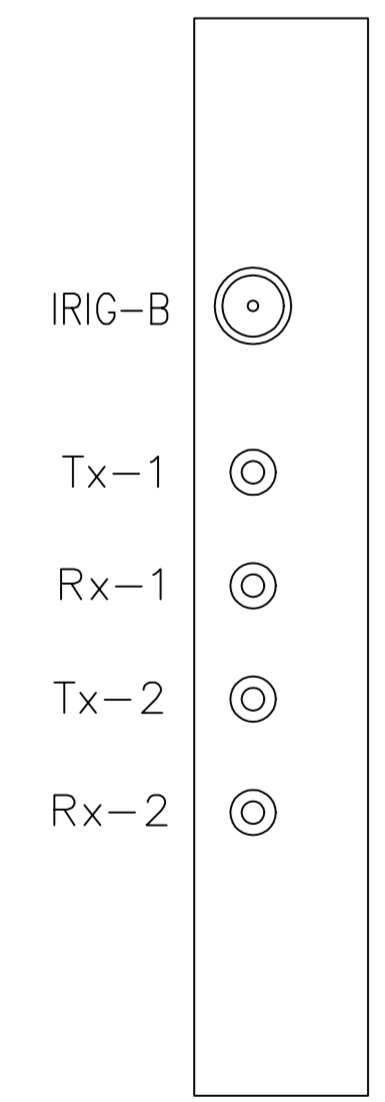


VIEW ON REAR OF
VERTICALLY MOUNTED RELAY

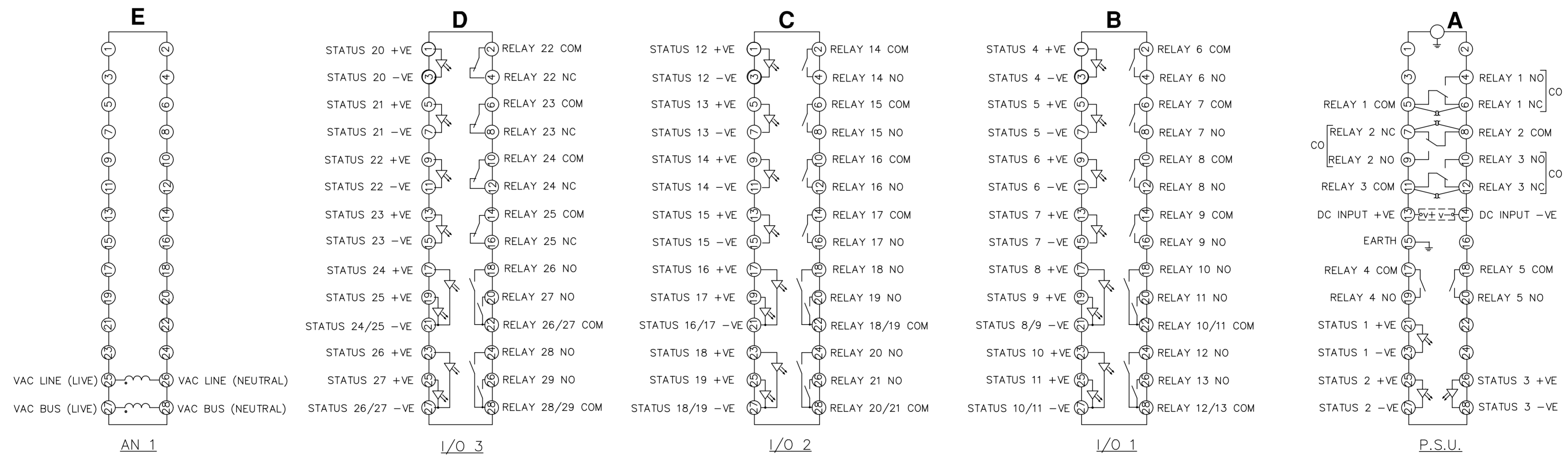
- NOTES
- 1 TERMINALS RECOMMENDED ARE PRE INSULATED & MUST BE CRIMPED USING APPROVED TOOLING. AMP PIDG OR PLASTI GRIP FUNNEL ENTRY (RING TONGUE) FOR M4 FIXING STUD.
 - 2 FOR OUTLINE & DRILLING DRG SEE 2995X10012 (A4).
 - 3 IRIG-B & FIBRE OPTIC CONNECTORS MUST BE DISCONNECTED & FIXING NUTS REMOVED BEFORE WITHDRAWING CONTROLLER MODULE.

SUPPLIER	AMP	CABLE SIZE
AMP	342103	0.25-1.6 SQ MM
AMP	342143	1.0-2.6 SQ MM.

OR ANY OTHER MANUFACTURERS EQUIVALENT TERMINAL.



Controller Module
(SEE NOTE 3)



MODULE LABEL KEY	
ANALOGUE MODULE	AN 1 etc
INPUT/OUTPUT MODULE	I/O 1 etc
P.S.U. & BASIC I/O MODULE	P.S.U.

ABBREVIATIONS	
CT	CURRENT INPUTS
VT	VOLTAGE INPUTS
SI	STATUS INPUTS
CO	CHANGE OVER OUTPUT CONTACTS
NO	NORMALLY OPEN OUTPUT CONTACTS
NC	NORMALLY CLOSED OUTPUT CONTACTS

MATERIAL:
Dimensions in millimetres : Surface texture in micrometres.
Machine where marked ✓
For explanation of dimensions, tolerances, notes etc. see B.S.308.
Limit on untoleranced unmachined dimensions ±
Limits on untoleranced machined dimensions to B.S.4500;
i.e. up to 6±0.1; over 30 to 120±0.3; over 315±0.8;
over 6 to 30±0.2; over 120 to 315±0.5;
General unmachined angular tolerance ±

Finish:	Title:	First used on:
Treatment:	TERM IDENT & WIRING DIAGRAM FOR TAU A/R+CHECK SYNC+ DOUBLE ISOLATOR (2VT,27SI,22NO,4NC,3CO) E12 CASE	Similar Articles:
	VATECH REYROLLE	Supersedes:
	AUTOMATION, CONTROL & PROTECTION	Original Scale:
	NTS	Dr. No.
		2715W11013

NOT SUBJECT TO UPDATE
ONCE COPIED / PRINTED
OR DOWNLOADED

4	RDW	18/08/03	MNS13/2440	MM
3	27/8/02	MNS13/2370	RDW	
2	02/07/01	MN715/2112		
1	20/3/01	CHANGE		
	ISSUE	DATE	NOTED	△